

Part1. Sewer Appurtenances

MIRAE CONSTRUCTION PRODUCTS



OUR INNOVATIVE PRODUCTS



add convenience and flexibility to your work.

The height of the products can be easily adjusted in various situations that can occur at the work site. This feature also saves on time and cost, adding to work efficiency.



make the work solid and precise.

Even when height and fine angle adjustment is necessary, they can be well adjusted according to the needs of the work site, helping precise installation.


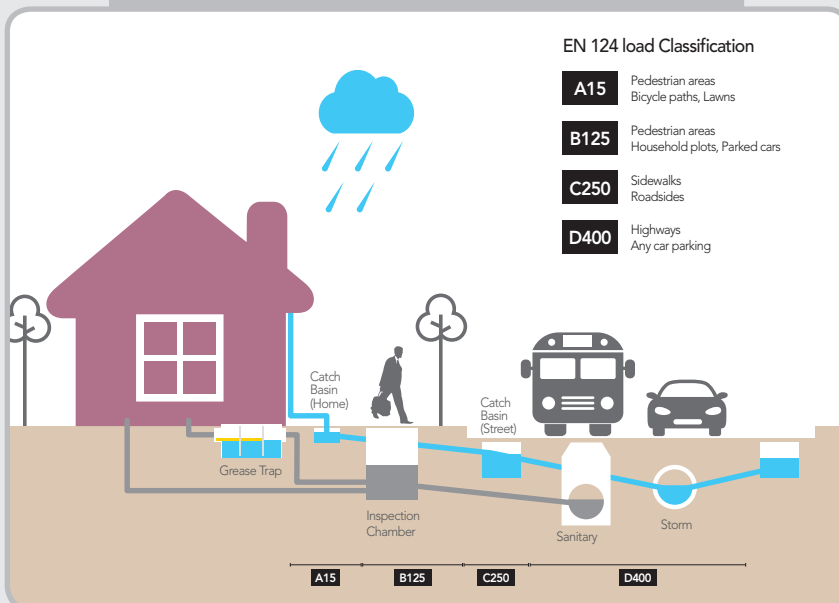


ensure the tightness of the work, allowing excellent functionality.


To effectively prevent water leakage, it is important to accurately set the angle following the pipes and to ensure tightness with other products.

Our products are ideas that paid attention even to the smallest details with each boasting of excellent constructability.

HOW IT WORKS



Grease Trap M-43 _ p. 4



* Note that the actual size of product are smaller than what is shown here.



Inspection Chamber M-3 _ p. 6



Catch Basin M-44 _ p. 8, 9



Catch Basin(Home use) M-37 _ p. 8, 10

Grease Trap M-43




- The grease trap is a device that filters FOG (fat, oil, and grease) discharged from restaurants and kitchens. When the wastewater produced in the food treatment process passes through this Grease Trap, it separates the grease using buoyancy created by the difference in oil and water density.
- This product prevents the oil from flowing into the sewer, which causes the reflux phenomenon. It can also save on costs related to repair work and prevent wastewater from flowing into the sewer and causing environmental pollution.
- The polluted water is purified, and the **following three elements** are removed when it passes the grease trap. **The filtered <Food wastes> <Floating matters (oil)> <Sediment (sludge)>**

FEATURE

- Air ventilator integrated type that can be easily installed
- Gas vent embedded for efficient gas relief
- Available for the indoor and outdoor use
- Simple and smart design with PP material
- Prevent pipe clogging by grease accumulation and food and backflow
- All removable components to ease cleaning

- Grease Trap (M)** Total capacity : 72L(19gallons)



Product details

COVER SELECTION				
ITEM	Part #	Description	Weight	Load Class
A (select 1)	1606	Cover form Cast Iron (Ductile)	-	-
	1108	Cover form PP (Kopelen)_Outdoor	6,915g	A15
	1109	Cover form PP(Kopelen)_Indoor	6,915g	A15

BODY COMPONENTS					
ITEM	Part #	Material	Size	Description	Weight
B (select 1)	6403	Rubber	75Φ	Air intake pipe seal (indoor use)	75g
	6113	PP	75Φ	End Cap (Air intake stopper)(out door use)	35g
C	4108	PP	sole	90° Elbow Connected Inlet - with air intake hole	370g
D	4109	PP	sole	Foodwaste Basket	635g
E	4111	PP	L	Baffle (2)	1,545g
F	4112	PP	S	Baffle (1)	890g
G	4110	PP	sole	90° Elbow Connected Outlet - with gas release hole	485g
H	6404	Rubber	100Φ	Pipe Sealing Gasket -Inlet, Outlet	155g
I	3109	PP	sole	Body	11,920g

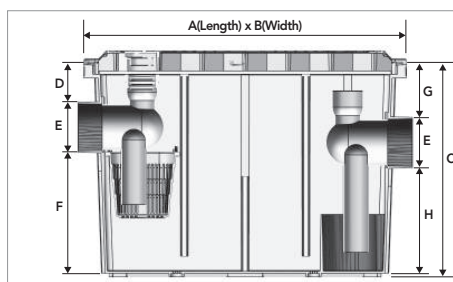
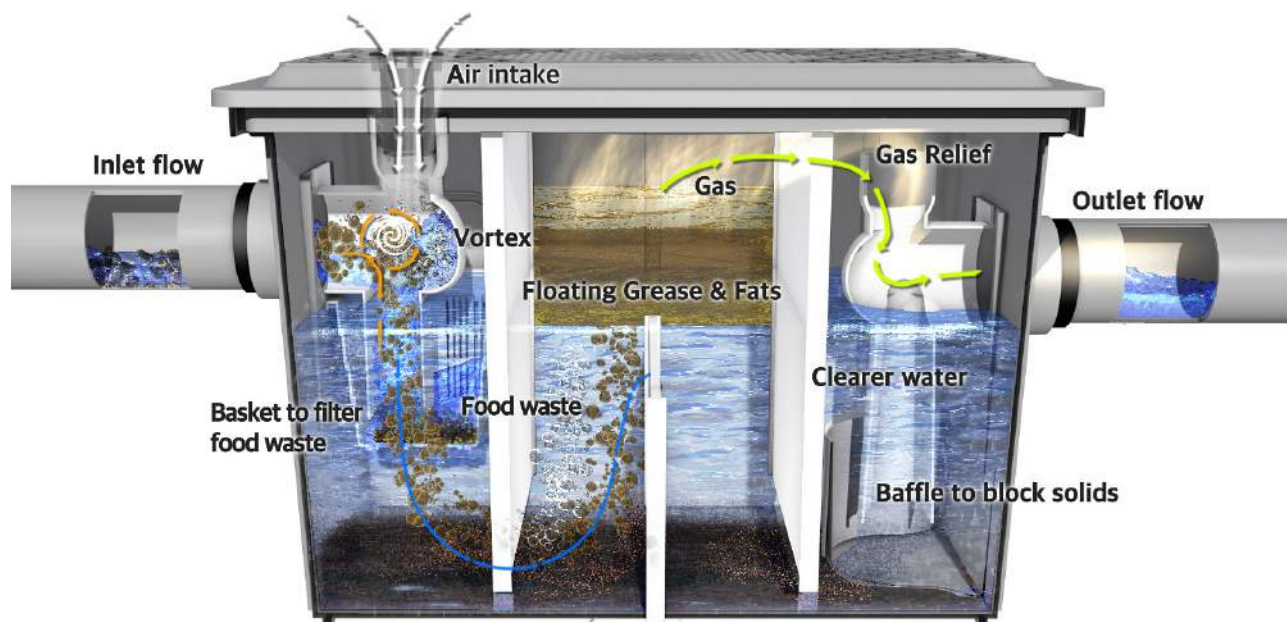
FURTHER ACCESSORY				
ITEM	Part #	Material	Description	Weight
J	6105	PP	Inlet expander 75Φ→100Φ	265g
	6106	PP	Inlet expander 50Φ→100Φ	235g




Overall Specification

Model	Set #	Load Class	Weight kg(Lb)	Tank size mm(inch)	Pipe size Φ(inch)
M-43(S)	B30N01	-	-	645(L) x 355(W) x 460(H) (25 3/8" x 14" x 18 1/8")	Φ 50, Φ 75, Φ 100, Φ 125 (2", 3", 4", 4 7/8")
	B30N02	A15	10.3 (22.7)		
M-43(M)	B30N11	-	-	850(L) x 500(W) x 605(H) (33 1/2" x 19 3/4" x 23 5/8")	Φ 100, Φ 125 (4", 4 7/8")
	B30N12	A15 (outdoor)	24.5 (54)		
	B30N13	A15 (indoor)	24.5 (54)		

Grease Trap M-43



(M) Photo of the Inside



Tank Size (mm)		A (Length)	B (Width)	C (Height)	D	E (ID)	F	G	H
S		640	345	430	38	115/165	225	112	155
M		850	500	555	106	125	290	140	330

• Grease Trap (S)



All components can be removable from body

Product details

COVER SLECTION				
ITEM	Part #	Description	Weight	Load Class
A (select 1)	1605	Cover form Cast Iron (Ductile)	-	-
	1107	Cover form PP (Kopelen)	2,835g	A15

BODY PARTS				
ITEM	Part #	Material	Description	Weight
B	4105	PP	Foodwaste Basket	225g
C	4106	PP	90° Elbow Connected Inlet	220g
D	4107	PP	Baffle (2)	7,010g
E	3108	PP	Body	

Height Adjustable

Inspection Chamber M-3

OVERALL SPECIFICATION

Custom solutions are also available


Model	Set #	Load Class	Weight kg(Lb)	Tank size mm(inch)	Pipe size Φ (inch)
M-3	B10N01	C250	16.9 (37)	540(L) x 400(W) x 600(H) (21 1/4" x 15 3/4" x 23 5/8")	Inlet Φ 100, Φ 125 (4", 4 7/8") Outlet Φ 150 (5 7/8")
	B10N02	A15	11.6 (25.6)		
	B10H01	C250	20.9 (46)	540(L) x 400(W) x 600~850(H) (21 1/4" x 15 3/4" x 23 5/8"~31 1/2")	
	B10H02	A15	15.6 (34.4)		

Handle on a cover provides easy inspection and maintenance

Furrows and Hoops
let the height be controlled instantly at 50mm (2") intervals without cutting at site.

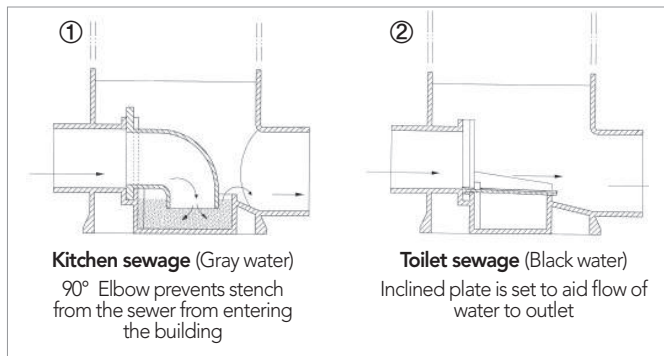
Rubber packing
completely blocks storm water influx

Pipe is easily inserted into the product, but does not come out thanks to inner rubber shape.



Recycled PP

Round Body
Gives strong lateral support against surrounding soils



SANITARY

Kitchen Sewage
Toilet Sewage

Convertible inlet
According to the type of sewer pipe

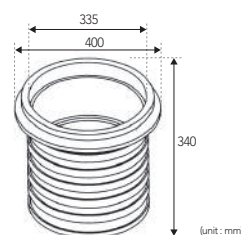
Height Adjustable

Inspection Chamber M-3


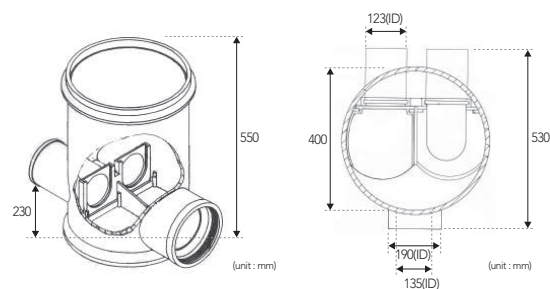


Product details

COVER SELECTION				
ITEM	Part #	Description	Weight	Load Class
A	1101	Cover form Cast Iron (Ductile)	7,520g	C250
B	1601	Cover form PP(Kopelen)	2,245g	A15



BODY COMPONENTS				
ITEM	Part #	Material	Description	Weight
C	6401	Rubber	Rubber seal	160g
D	6101	PP	Riser	3,480g
E	6102	PP	Riser Ring	420g
F	6402	Rubber	Rubber seal for Riser	100g
G	4101	PP	Stench blocker [Pipe from Kitchen] - Elbow Type	160g
H	4102	PP	Stench blocker [Pipe from Kitchen] - Flap Type	165g
I	4103	PP	Flow plate [Pipe from Toilet]	110g
J	3101	PP	Body	8,425g
K	6404	Rubber	Pipe Sealing Gasket - Inlet ϕ 100	155g
L	6405	Rubber	Pipe Sealing Gasket - Outlet ϕ 150	240g




FURTHER ACCESSORY				
ITEM	Part #	Material	Description	Weight
M	6103	PP	Inlet Reducer 125 ϕ \rightarrow 100 ϕ	530g
N	6104	PP	Socket Coupling for Extra piping hole	1,075g

Height Adjustable


Catch Basin M-44

OVERALL SPECIFICATION

Model	Set #	Load Class	Weight kg(Lb)	Tank size mm(inch)	Pipe size Φ (inch)
M-44	B20H01	C250 Grate	24.3 (53.6)	550(L) x 450(W) 660~960(H) (21 5/8" x 17 3/4" 26"~37 3/4")	Inlet Φ 100, Φ 200, Φ 300 (4", 7 7/8", 11 3/4") Outlet Φ 150, Φ 300 (5 7/8", 11 3/4")
	B20H02	B125 Cover	24.9 (54.9)		
	B20H03	A15 Grate	18.6 (41)		
	B20H04	A15 Cover	16.7 (36.8)		



Angle Controlling



Height Controlling



Furrows and Hoops
let the height be controlled instantly at 50mm(2") intervals without cutting.



Recycled PP



360° Rotatable Upper body
ensures precise construction by matching the angle to the road accurately

Round Body
promotes durability to endure earth pressure

Catch Basin for Home Use M-37

P.10 See details on page 10.



Our Patented Inlet
can be adjusted up and down freely

(L) TYPE only



Recycled PP

Light Weight
for easy installation

(M)



(S)




OVERALL SPECIFICATION

Model	Set #	Load Class	Weight kg(Lb)	Tank size mm(inch)	Pipe size Φ (inch)
M-37(L)	B20N01	A15 Cover	9.9 (21.8)	430(L) x 370(W) x 500(H) (16 7/8" x 14 5/8" x 19 3/4")	Φ 100 (4") Φ 125 (4 7/8")
	B20N02	A15 Grate	6.1 (13.4)		
	B20N04	A15 Grate	5.7 (12.5)		
M-37(M)	B20N11	A15 Cover	9.0 (19.8)	430(L) x 370(W) x 420(H) (16 7/8" x 14 5/8" x 16 1/2")	Φ 100 (4")
	B20N12	A15 Grate	5.2 (11.5)		
	B20N13	A15 Grate	4.3 (9.5)		
	B20N14	A15 Cover	4.8 (10.6)		
M-37(S)	B20N21	A15 Grate	2.4 (5.3)	375(L) x 330(W) x 285(H) (14 3/4" x 13" x 11 1/4")	Φ 75 (3") Φ 100 (4")
	B20N22	A15 Cover	2.1 (4.6)		

Height Adjustable

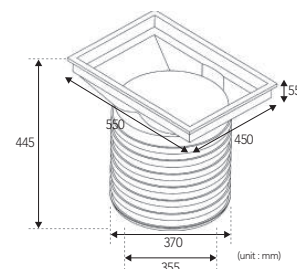
Catch Basin M-44



Product details



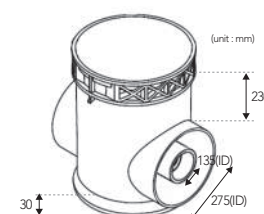
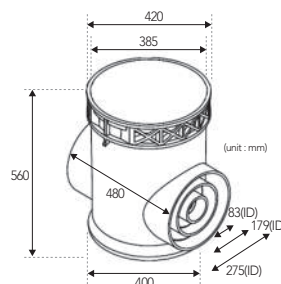
COVER SELECTION

ITEM	Part #	Description	Weight	Load Class
A	1602	Grate from Cast Iron (Ductile)	11,340g	C250
B	1603	Cover from Cast Iron (Ductile)	11,860g	B125
C	1701	Grate from Steel grating	5,650g	A15
D	1102	Cover from PP (Kopelen)	3,655g	A15



BODY COMPONENTS

ITEM	Part #	Material	Description	Weight
E	6401	PP/Steel grating	Riser	5,920g
F	6101	PP	Riser Ring	420g
G	6102	Rubber	Rubber seal for Riser	100g
H	6402	PP	Body	6,555g



EXTENTION SECTION

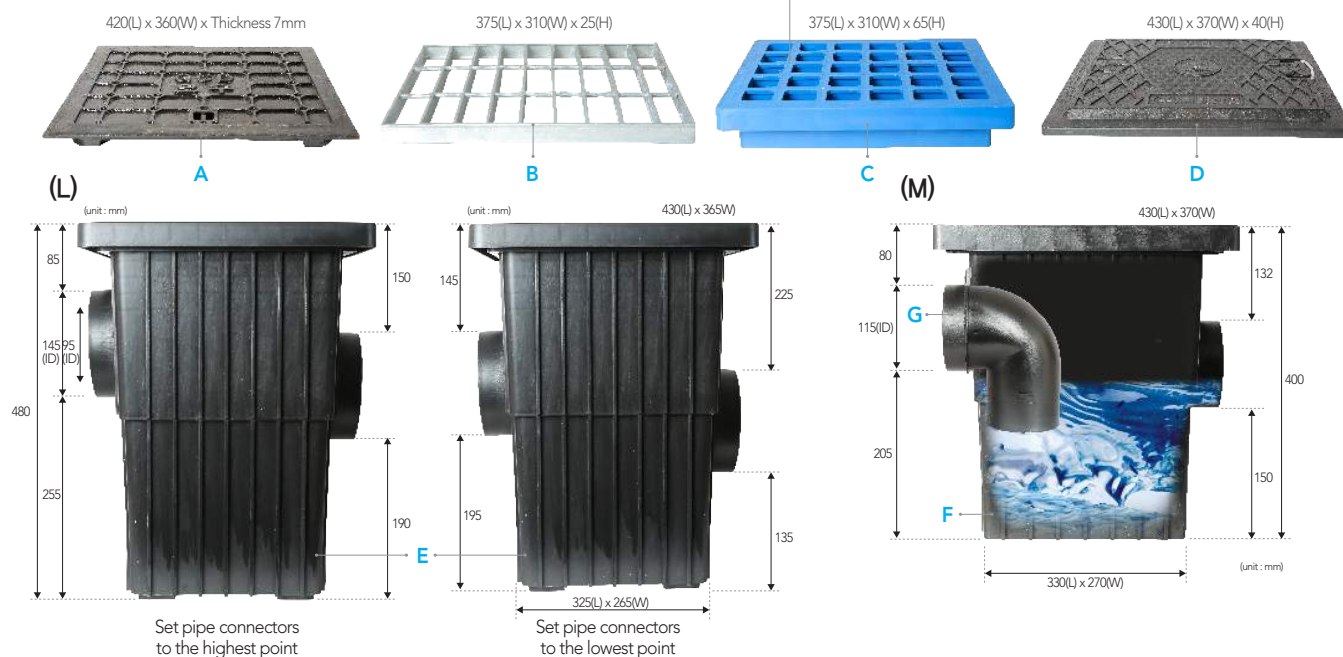
ITEM	Part #	Material	Size	Description	Weight
I	6302	PP/Steel grating	S	Additional Riser	5,100g
J	6303	PP/Steel grating	L	Additional Riser	

Catch Basin for Home Use M-37

• Catch Basin (L, M)



All PP covers contain UV inhibitors to prevent fading and cracking.




Product Details (L,M)

COVER SELECTION				
ITEM	Part #	Description	Weight	Load Class
A	1604	Cover from Cast Iron (Ductile) (L, M)	5,950g	A15
B	1702	Grate from Steel grating (L, M)	2,160g	A15
C	1104	Cover from PP (Kopelen) (M)	1,760g	A15
D	1103	Grate from PP (Kopelen) (L, M)	1,295g	A15

BODY COMPONENTS				
ITEM	Part #	Material	Description	Weight
E	3105	PP	Home (L) Body	3,930g
F	3106	PP	Home (M) Body	2,845g
G	4104	PP	Home (M) Stench blocker-Elbow Type	180g

• Catch Basin (S)



Product Details (S)

COVER SELECTION				
ITEM	Part #	Description	Weight	Load Class
H	1105	Grate from PP (Kopelen)	830g	A15
I	1106	Cover from PP (Kopelen)	595g	A15

BODY COMPONENTS					
ITEM	Part #	Material	Description	Weight	Load Class
J	3107	PP	(Home(S))_ Body	1,390g	
K	4101	PP	Home (S) Stench blocker-Elbow Type	160g	



EXTENSION SECTION					
ITEM	Part #	Material	Size	Description	Weight
L	6109	PP	S	Home (S) Additional riser	1,025g
M	6107	PP	S	Home (L,M) Additional riser	1,330g
N	6108	PP	L	Home(L,M) Additional riser	2,590g

Stench Blocker Trap M-36(A-2)

A cover opens when storm water flows in, and it is closed normally to block stench from the manholes and movement of insects and rodents.

- Custom solutions are also available
- Easy installation and maintenance


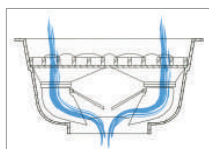


No of flaps : 4



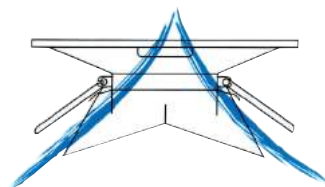
Stench Blocker Trap (A-2)

ITEM	Part #	Material	Description	Weight
A	2101	PP	Debris Filter	560g
B	3701	PP/Rubber	Rodent Protection Flaps	1,050g
C	3103	PP	Body	1,300g



Stench Blocker Trap M-35

- Suitable for our home use catch basin (L), (M) sizes
- One-piece-unit.
- Installs in seconds



Stench Blocker Trap (M-35)

Part #	Material	Description	Weight
3104	PP	body with flaps	7,250g

MIRAE INDUSTRY
We put the environment first



MIRAE INDUSTRY CO., LTD.

HEAD OFFICE

636, Geumsan-ri, Seongju-eup, Seongju-gun, North Gyeongsang Province

Tel : +82-54-932-4355, +82-54-933-4322 **Fax :** +82-54-932-4322

E-mail : export@miraeindustry.com **www.miraeindustry.com**

GYEONGGI, SEOUL BRANCH

641-1 3/1, Tongsam-ri, Namsa-myeon, Yongin City, Gyeonggi Province

Tel : +82-31-335-3430 **Fax :** +82-31-321-3410

GANGWON, CHUNGBUK BRANCH

292-1, Gwanseol-dong, Wonju City, Gangwon Province

Tel : +82-33-762-1607 **Fax :** +82-33-762-1608

